

**Original  
handles.  
Original  
power sources.  
Original  
bulbs.  
100%  
HEINE.**





## HEINE BETA®4 Handle Range – Next-generation energy management

- ∴ **One handle for all applications:** A well thought out range combines everybody's needs and all technologies. Choice of power sources from basic alkaline batteries up to latest Li-ion technology.
- ∴ **4 handle options:**
  - BETA drycell handle
  - BETA4 USB rechargeable handle with USB cord and medical approved plug-in power supply
  - BETA4 NT and BETA4 SLIM NT rechargeable handle for NT4 Table Charger
- ∴ **Compatibility during your entire career.** The BETA4 Rechargeable Handles are compatible with all 3.5V XHL and LED HEINE instruments.
- ∴ **Complete freedom of choice:** One basic handle for any situation. Decide between dry-cell or rechargeable; enhanced mobility with USB charging or convenient desk charging in the HEINE NT4 Table Charger.

### HEINE BETA® Handle Module



The handle module X-000.99.010, 145 mm x 30 mm dia., is the basis of every BETA handle. By adding the appropriate bottom inserts it is possible to assemble any of the handles shown on this page. A BETA battery handle can also be converted to a rechargeable handle in this way. All BETA handles feature short-circuit protection and a continuous ceramic brightness control.

<b>BETA handle module</b>	<b>X-000.99.010</b>
---------------------------	---------------------

### HEINE BETA® Battery Handle



<b>BETA Battery Handle</b>	<b>2.5V</b>
BETA battery handle (batteries not included; appropriate batteries: IEC LR14)	<b>X-001.99.118</b>
BETA Bottom insert	<b>X-000.99.119</b>
BETA Belt Clip	<b>X-000.99.008</b>

### HEINE BETA® SLIM Battery Handle



Dimensions: 135 mm x 19mm dia. Weight: 180g.

A compact handle with automatic connector for those who prefer a slim handle. Batteries not included.

<b>BETA SLIM battery handle</b>	<b>2.5V</b>
for 2 alkali-manganese batteries, size AA	<b>X-001.99.105</b>

## HEINE BETA® 4 Rechargeable Handles

### Next-generation energy management



- ∴ **High-quality metal construction** for strength and durability.
- ∴ **Exclusive Automatic Connector with locking design.** No metal on metal friction which can wear out over time, for a secure fit for the lifetime of your instruments.
- ∴ **Deep Battery Discharge Protection:** Integrated safety system protects your investment by preventing batteries from completely draining; thus ensuring maximum battery life.
- ∴ **Familiar brightness control:** Rheostat for continuous brightness control with power level indicator.
- ∴ **Li-ion technology:** no “memory effect”. Charge your handle how you like without worrying about charge level or battery condition.
- ∴ **Extended ON time:** work typ. 6 weeks between recharging with LED instruments.
- ∴ **Quick charge.**
- ∴ Slightly knurled finish of the handle provides a **non-slip grip but is easy to clean and disinfect.**
- ∴ **Charge Status Indicator** in the bottom insert: the indicator shines orange if the battery needs to be recharged. In the BETA4 USB Handle the indicator blinks green during the charging process and shines permanently green as soon as it is fully charged.

#### BETA4 NT rechargeable handle for NT4 table charger

- ∴ **Ready-to-use Function.** Handles switch ON & OFF automatically when placed into charger. Set your desired brightness level once and it stays there every time you use your instrument. Also prevents battery damage and premature bulb burn outs if the instruments are accidentally left on.

Not compatible with the NT 300 table charger and the previous generations.



	3.5V Li-ion
Rechargeable handle complete with Li-ion rechargeable battery and BETA4 NT bottom insert	<b>X-007.99.396</b>
BETA4 NT bottom insert	<b>X-002.99.394</b>
Li-ion rechargeable battery for BETA4 rechargeable handle	<b>X-007.99.383</b>
BETA Belt Clip [01]	<b>X-000.99.008</b>

#### BETA4 USB Li-ion rechargeable handle

- ∴ **Maximum safety.** You can charge your HEINE BETA4 USB handle with any USB plug or other USB power source, with absolute peace of mind. The BETA4 USB handle has an integrated, exclusive Galvanic Separation Module that protects the handle, and the user, even if a faulty or inferior plug is used; thus preventing the possibility of the full mains voltage flowing directly to the handle. We do however recommend the use of a medical approved plug-in power supply.



	3.5V Li-ion
Rechargeable handle complete with Li-ion rechargeable battery, BETA4 USB bottom insert, USB cord with medical approved plug-in power supply and handle rest	<b>X-007.99.388</b>
Li-ion rechargeable battery for BETA4 rechargeable handle	<b>X-007.99.383</b>
BETA4 USB bottom insert	<b>X-002.99.395</b>
USB Cord [01] with E4-USB plug-in power supply [02]	<b>X-000.99.303</b>
E4-USB Medical approved plug-in power supply [02]	<b>X-000.99.305</b>
BETA Belt Clip	<b>X-000.99.008</b>

## HEINE BETA®4 SLIM NT Rechargeable Handle



Dimensions: 135 mm x 19 mm dia. Weight: 180g.

A compact handle with automatic connector for those who prefer a slim handle. Rechargeable in NT4 table charger fitted with the small adaptor ring.

<b>BETA4 SLIM NT rechargeable handle</b>	3.5V Li-ion
Rechargeable handle complete with rechargeable battery M3Z 4NT Li-ion and BETA4 SLIM NT bottom insert	<b>X-007.99.474</b>
BETA4 SLIM NT bottom insert	<b>X-000.99.110</b>
Rechargeable battery M3Z 4NT Li-ion	<b>X-007.99.380</b>

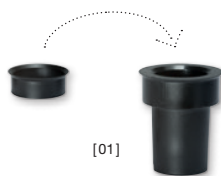
## HEINE NT4 Table Charger



Dimensions: Width 142 mm, Height 61 mm, Depth 66 mm.

With the appropriate adaptor set all BETA4 NT and BETA4 SLIM NT rechargeable handles can be charged in the NT4 table charger. The same applies to all Standard F.O.4 NT, F.O.4 SLIM NT and F.O.4 SHORT NT laryngoscope rechargeable handles.

- ∴ **Innovative, compact design.** Practical and space-saving.
- ∴ **Two independent charging wells.** Complete functionality for one or two handles at a time.
- ∴ **Automatic charging.** Independent of the state of charge of the rechargeable battery. Guarantees extended battery life.
- ∴ **Cannot be overcharged.** Charger switches off automatically when the battery is fully charged.
- ∴ **Charge status indicator.** Light pulses from the charging well to confirm the charging mode. Continuous light indicates that the charging process has been completed.



[01]

<b>NT4 table charger</b>	
without handle, with adaptor. For BETA4 NT rechargeable handles, Standard F.O.4 NT and F.O.4 SHORT NT laryngoscope rechargeable handles. BETA4 SLIM NT rechargeable handles and F.O.4 SLIM NT laryngoscope rechargeable handles (Adaptor set required X-000.99.086).	<b>X-002.99.494</b>
Adaptor set (two pieces) for BETA4 SLIM NT rechargeable handles and F.O.4 SLIM NT laryngoscope rechargeable handles [01]	<b>X-000.99.086</b>

- ∴ **Not suitable for rechargeable handles of the previous generations such as BETA L, BETA NT, BETA SLIM and Standard/Small/Short F.O. Laryngoscope Handle.**

## HEINE BETA®4 Upgrade Kits

### For converting to HEINE BETA4 charging technology

For simple conversion of an older HEINE BETA R rechargeable handle or a BETA TR rechargeable handle (both discontinued) to the current generation of BETA4 USB rechargeable handles featuring modern Li-ion technology.



<b>Upgrade Kit BETA4 USB</b>	<b>3.5V Li-ion</b>
BETA4 USB bottom insert, Li-ion L rechargeable battery, E4-USB plug-in power supply and USB cord, handle rest	<b>X-010.99.388</b>



For simple conversion of a BETA L rechargeable handle to the current BETA4 NT generation of handles.

<b>Upgrade Kit BETA4 NT</b>	<b>3.5V Li-ion</b>
BETA4 NT bottom insert, NT4 table charger	<b>X-010.99.420</b>



For simple conversion of a BETA NT rechargeable handle (with Ni-MH rechargeable battery) to a BETA4 NT rechargeable handle with modern Li-ion technology.

<b>Upgrade Kit BETA4 NT</b>	<b>3.5V Li-ion</b>
BETA4 NT bottom insert, Li-ion L rechargeable battery, NT4 table charger	<b>X-011.99.420</b>



## HEINE EN 200 Diagnostic Centre

### Modern, energy efficient wall system



[01]



- ∴ **Excellent energy efficiency.** Lower power consumption saves costs and is environmentally-friendly.
  - ∴ **Simultaneous use of handles.** The handles can be operated optimally with LED and/or XHL instruments. Due to the galvanic separation, two doctors can use the devices for examination purposes independently of each other.
  - ∴ **Multiple diagnostic possibilities.** Compatible with all HEINE instruments (LED or XHL) with AV connector.
  - ∴ **Maximum safety for user and patient.** The integrated galvanic separation protects the handles from unwanted electrical interaction.
  - ∴ **Optimal reprocessing.** Flat, space-saving housing without any openings allows optimal hygienic reprocessing. The absence of a mechanical switch reduces the risk of cross-contamination.
  - ∴ **Ready-to-use Function.** Due to cutting-edge technology in the HEINE EN 200 the handle switches on and off automatically when taken off or returned to the unit. Set your brightness level once and it stays there every time you use your instrument. When not in use or when not returned to the unit, the illumination switches off after 15 minutes.
  - ∴ **Connectivity Ready.** The device offers a USB port and can be expanded with HEINE modules such as the EN 200-1.
  - ∴ **Soft Start Technology** protects bulbs in the critical switch-on phase (prevents current surge) and prolongs bulb life.
  - ∴ **Continuous brightness control** between 100% and 3% for both XHL and LED illumination.
  - ∴ **Integrated anti-theft system** by means of a locking screw prevents unauthorised instrument head removal.
- ∴ **The EN 200-1.** As an add-on or if only a single instrument is needed. [01]  
For further information, please see page 130.

## HEINE EN 200 Diagnostic Centre Set

### with GAMMA XXL LF-WB Analogue Sphygmomanometer



EN 200 Diagnostic Centre with GAMMA XXL LF-WB	
GAMMA XXL LF-WB Analogue Sphygmomanometer	
Cuff Basket	
EN 200 Wall Transformer	
BETA 400 LED F.O. Otoscope	
BETA 200 LED Ophthalmoscope	
AllSpec Tip Dispenser	
Wallboard (mounting material included)	A-095.12.950
See above, but with BETA 200 LED F.O. Otoscope	A-095.12.951

## HEINE EN 200 Diagnostic Centre Kits



[01]

EN 200 Kits *	3.5V
with EN 200 Wall Transformer, <b>BETA 400 LED F.O. Otoscope,</b> <b>BETA 200 LED Ophthalmoscope [01]</b>	<b>LED</b> A-095.12.218
with EN 200 Wall Transformer, <b>BETA 400 F.O. Otoscope,</b> <b>BETA 200 Ophthalmoscope</b>	<b>XHL</b> A-095.12.214
with EN 200 Wall Transformer, <b>BETA 200 LED F.O. Otoscope,</b> <b>BETA 200 LED Ophthalmoscope</b>	<b>LED</b> A-095.12.219
with EN 200 Wall Transformer, <b>BETA 200 F.O. Otoscope,</b> <b>BETA 200 Ophthalmoscope</b>	<b>XHL</b> A-095.12.215
with EN 200 Wall Transformer, <b>K180 F.O. Otoscope,</b> <b>K180 Ophthalmoscope</b>	<b>XHL</b> A-095.12.220

\* without additional accessories

## HEINE EN 200-1 Dermatoscope Kit



	LED
DELTA 20T Dermatoscope with contact plate with scale, EN 200-1 Wall Transformer (Single Unit with one handle) as single module with long USB cord and E4-USB plug-in power supply	<b>K-010.28.252</b>





HEINE EN 200 Diagnostic Centre – individual

**Put together your individual Diagnostic Centre:** The EN 200 Wall Transformer and additional components such as the AllSpec Tip Dispenser and the GAMMA XXL Sphygmomanometer can be combined in a modular system. You can also select the instruments you need (3.5 V XHL or LED version) individually from the HEINE range and customise your Diagnostic Centre to meet your individual requirements.



EN 200 Wall Transformer* [01]	<b>X-095.12.250</b>
EN 200-1 Wall Transformer* (Extension Unit with one handle) for use with the EN 200 Wall Transformer (with short USB cord) [02]	<b>X-095.12.251</b>
EN 200-1 Wall Transformer* (Single Unit with one handle) as single module with long USB cord and E 4-USB plug-in power supply [02]	<b>X-095.12.252</b>
AllSpec Tip Dispenser, for EN 200 [03]	<b>B-000.11.149</b>
GAMMA XXL LF-W Analogue Sphygmomanometer [04]	<b>M-000.09.323</b>
GAMMA XXL LF-WB Analogue Sphygmomanometer (without cuff-holder) [05]	<b>M-000.09.327</b>
Cuff Basket for storing blood pressure cuffs [06]	<b>M-000.09.140</b>
Wallboard as above for device combination EN 200/ Tip Dispenser [07]	<b>X-095.12.006</b>
Wallboard as above for device combination GAMMA XXL LF-W/ EN 200/ Tip Dispenser [08]	<b>X-095.12.007</b>
Wallboard as above for device combination GAMMA XXL LF-WB/ Cuff Basket/ EN 200/ Tip Dispenser [09]	<b>X-095.12.008</b>

\* without instruments





### HEINE Large Battery Handle



Dimensions: 165 mm x 37 mm dia. Weight: 212g without batteries, 505g with batteries.

A large handle for 2 alkali-manganese batteries IEC LR20/D cells. Designed for countries where larger batteries are still preferred. (Only suitable for certain instrument cases.) Batteries not included.

<b>Large battery handle</b>	<b>2.5V</b>
for 2 alkali-manganese batteries, size D	<b>X-001.99.120</b>

### HEINE mini 3000® Battery Handle



Innovative, compact battery handle in a high-quality, modern design. Suitable for all mini 3000 instruments.

- ∴ **Oval, compact, stylish shape.** Lies ergonomically in the hand.
- ∴ **High-quality handle: Chrome-finish upper section/refined plastic.** Shockproof, sturdy, non-slip.
- ∴ **Attachment clip with integrated on/off switch.** Secure. Switches off automatically when returned to the pocket. 20.000 switch cycles guaranteed.
- ∴ **Screw-on end cap.** For easy battery change.
- ∴ **Threaded connector made of metal.** Prevents wear.
- ∴ **Replaceable batteries.** Size AA, or optional rechargeable battery with mini NT table charger.
- ∴ **Complete range of mini 3000 instruments.** Versatile range.
- ∴ **Registered Design.**
- ∴ **Rechargeable mini 3000 handle.** The mini 3000 battery handle can be retro-fitted with the mini rechargeable battery 2.5V NiMH and the bottom insert to update to the mini 3000 rechargeable handle. Fully-automatic charging with the mini NT table charger.

<b>mini 3000 Battery Handle</b>	<b>2.5V</b>
with two dry batteries IEC LR6 (AA size)	<b>D-001.79.021</b>



All non-rechargeable mini handles are fitted with batteries (IEC LR 6 AA size). mini 3000 handles can be supplied in black or blue. Please specify the colour you prefer when ordering. If not otherwise specified, we will supply black instruments.

HEINE mini NT charger Set for mini 3000

Compact charging technology



**mini NT charger set 2.5V.** Consists of the mini NT table charger, 2 mini NT rechargeable batteries and 2 bottom inserts for the mini 3000 rechargeable handles. With this set, existing mini 3000 handles can be updated to the 2.5V rechargeable system.


mini NT table charger: Width 112 mm, Height 50mm, Depth 52 mm, Weight 404 g.

- ∴ **Innovative, compact design.** Practical and space-saving.
- ∴ **Two independent charging wells.** Complete functionality for one or two handles at a time.
- ∴ **Fast charge feature.** Typ. 4 hours to recharge a mini 3000 NiMH 2.5V rechargeable battery.
- ∴ **Automatic charging.** Independent of the state of charge of the rechargeable battery. Guarantees extended battery life.
- ∴ **Cannot be overcharged.** Charger switches off automatically when the battery is fully charged.
- ∴ **Charge status indicator.** Light pulses from the charging well to confirm the charging mode. Continuous light indicates that the charging process has been completed.
- ∴ **No memory effect.** Full power at any time without loss of capacity.

**Please note:** Suitable only for mini 3000 2.5V NiMH rechargeable battery.



mini NT table charger and accessories	
mini NT charger, only [01]	X-001.99.484
mini 3000 rechargeable handle complete* [02]	D-001.79.022
Rechargeable battery NiMH 2Z, only [03]	X-001.99.487
Bottom insert for mini 3000 rechargeable handle, only [04]	X-001.99.488



mini NT charger set for 2 mini 3000 handles	
With this set, existing mini 3000 handles can be updated to the 2.5V rechargeable system. It contains:	
mini NT table charger [01], 2 rechargeable batteries NiMH 2Z [02], 2 bottom inserts for mini 3000 rechargeable handle [03]	X-001.99.485



\*HEINE mini 3000 pocket instruments – a complete range of quality diagnostic instruments for your pocket. Available in black or blue. Please specify the colour you prefer when ordering. If not otherwise specified, we will supply black instruments.

### HEINE CC1 charging case for OMEGA 600



The CC1 charging case allows you to charge a second battery while you continue working with your instrument. Charging time typ. 1.5 hours.

**NEW!** CC1 charging case

X-000.99.091

### HEINE CB1 charging battery for OMEGA 600



The CB1 charging battery for OMEGA 600 is a compact, lightweight lithium polymer battery. It has an operating time of up to 8 hours depending on illumination intensity. An extra battery offers you even more flexibility as you can charge one battery while you continue working with your instrument. Can be charged separately from the OMEGA 600 in the CC1 charging case.

**NEW!** CB1 charging battery

X-007.99.687

### HEINE OMEGA 600 charging set



The OMEGA 600 charging set **includes a CC1 charging case and CB1 charging battery**. This set offers you even more flexibility as you can charge the second battery while you continue working with your instrument.

**NEW!** OMEGA 600 charging set: CC1 charging case and CB1 charging battery

X-000.99.090

### HEINE E4-USBC power supply for OMEGA 600



Easy plug-in power supply with USB-C cable for charging the OMEGA 600. Approved for medical use.

**NEW!** E4-USBC power supply with cable

X-000.99.300

### HEINE CW1 wall charger for OMEGA 600



The CW1 wall charger offers a convenient charging possibility between examinations to make sure your OMEGA 600 is always charged and ready to use when you need it. The design of the charger protects the OMEGA 600 from accidental fall.

- ∴ The OMEGA 600 can be charged directly at the CW1 wall charger with the Breath Shield on.
- ∴ Automatic switch-off of the OMEGA 600 in the wall charger.
- ∴ Charging time typ. 1.5 hours.

**NEW!** CW1 wallcharger (without OMEGA 600)

X-095.17.320



Plug-in transformer for the HEINE ML4 LED/OMEGA® 500



Powerful electric supply unit for the ML4 LED HeadLight/OMEGA 500 (System voltage 6V).

Plug-in transformer for ML4 LED HeadLight/OMEGA 500	X-095.16.330
---	--------------

HEINE HC 50L Headband Rheostat

Fingertip Illumination Control for OMEGA 500/UNPLUGGED



[01]

- ∴ Left or right sided Mounting Options on the OMEGA Headband.
- ∴ Can be combined with EN 50 and mPack (with connection cord X-000.99.667).
- ∴ 100–240V Compatible Transformer.
- ∴ For use with OMEGA 500 with XHL and LED<sup>HQ</sup> illumination.

<b>HC 50L Headband Rheostat</b>	<b>6V</b>
HC 50L Headband Rheostat (without plug-in transformer and connecting cord) [01]	X-095.16.325



[02]

Plug-in transformer for HC 50L Headband Rheostat [02]	X-095.16.330
Connecting Cord Cinch to EN 50 charger/mPack/plug-in transformer for HC 50L, 1,6m [03]	X-000.99.667



[03]

Wall Transformer HEINE EN 50 UNPLUGGED

Intelligent charger for mPack UNPLUGGED



- ⌘ **Charger and wall-mount in one.** The wall transformer serves as an instrument holder and a charger at the same time.
- ⌘ **Intelligent charging system.** The instrument automatically switches off and goes into charging mode when placed in wall transformer. It is impossible to overcharge the mPack UNPLUGGED; the process ends automatically when charging is completed.
- ⌘ **Simultaneous charging.** The charging system charges the battery on the headband as well as an additional single spare battery.
- ⌘ **Compatible transformer (100 – 240V).** Multi-voltage power supply unit incl. 4 different mains adaptors.
- ⌘ **Registered Design.**

Wall transformer EN 50 UNPLUGGED (without mPack UNPLUGGED) 6V	<b>X-095.17.310</b>
--	---------------------

HEINE mPack UNPLUGGED

Headband-mounted rechargeable battery



Rechargeable battery for OMEGA 500 Indirect Binocular Ophthalmoscope UNPLUGGED and ML4 LED HeadLight UNPLUGGED (System voltage 6V).



[01]

- ⌘ **Lightweight with balanced weight distribution.** High level of comfort.
- ⌘ **Charge status indicator.** Display of remaining operating time.
- ⌘ Can be recharged by **wall- or plug-in transformer.**
- ⌘ **Direct operation possible while charging** through the use of the mobile plug-in transformer.
- ⌘ **Charging time:** typ. 2 hours.
- ⌘ **Operating time:** typ. 3.5 hours for ML4 LED HeadLight, typ. 2 hours for OMEGA 500 UNPLUGGED, typ. 8 hours for OMEGA 500 UNPLUGGED with LED.
- ⌘ **Intelligent charging system.** Automatic changeover from operating to charging mode (in the wall unit).
- ⌘ **Top safety standards.** Integrated charge and performance checks during operation. Lithium polymer technology. UL-compliant.
- ⌘ **Registered Design.**



[02]



<b>mPack UNPLUGGED</b>	
mPack UNPLUGGED	<b>X-007.99.665</b>
Transformer UNPLUGGED for mPack UNPLUGGED [01]	<b>X-095.16.316</b>
Lithium-Polymer rechargeable battery for mPack UNPLUGGED	<b>X-007.99.680</b>
Extension Cord from plug-in transformer UNPLUGGED to mPack UNPLUGGED, 2 m [02]	<b>X-000.99.668</b>



HEINE mPack

Portable Power Pack for OMEGA 500 and ML4 HeadLight



[01]



[02]



[03]

- ∴ **Freedom from cables** that tie the user to desk, wall or static power supplies.
- ∴ **Triple the Capacity with Li-ion Technology.** Compared with current NiCd systems. When fully charged at least 3x the capacity of conventional NiCd systems. More than double of other Li-ion systems. No memory effect.
- ∴ **Fast Charge.** Charges to full capacity in typ. 2 hours.
- ∴ **Charge status indicator.** Always lets you know how much operating charge you have left.
- ∴ **Operating time:** typ. 8.5 hours for ML4 LED HeadLight, typ. 4 hours for OMEGA 500, typ. 13 hours for OMEGA 500 with LED.
- ∴ **Flexible Charging Options.** Charge in the EN 50 Charger base station, or with mobile plug-in transformer.
- ∴ **Intelligent.** Automatically switches to “charge” mode when inserted in EN 50. Can also be used as mains power supply even while in “charge” mode.
- ∴ **Automatic remote power adjustment** for compatibility with all HEINE 6V and selected LED instruments.
- ∴ **Stepless light intensity control 0.5 – 100 %.** Optimum brightness setting prevents reflexes.
- ∴ **100 – 240V Compatible Transformer** incl. 4 plugs for world wide compatibility.

mPack	6V
EN 50-m Charger Wall/Table Unit with <b>mPack</b> , (incl. 90° Angled Adaptor, Instrument support for Professional L Headband [01])	<b>X-095.17.302</b>
<b>mPack</b> with Li-ion rechargeable battery and plug-in transformer	<b>X-007.99.672</b>
<b>mPack</b> with Li-ion rechargeable battery, without transformer	<b>X-007.99.671</b>
Li-ion rechargeable battery for mPack	<b>X-007.99.686</b>
Plug-in transformer for mPack [02]	<b>X-095.16.315</b>
Plug-in 90° Angled Adaptor (for EN 50 Charger/mPack) [03]	<b>C-000.33.509</b>

Wall-/Table-Transformer HEINE EN 50

Modular Power Supply System/charger



[02]



[01]



[03]



[04]

The HEINE Modular Power Supply System offers unsurpassed flexibility and innovative features. The EN 50 powers OMEGA 500 and ML4 LED HeadLight. Furthermore, all other HEINE 6V products are compatible. The EN 50 Charger, the mPack and HC 50L Headband Mounted Rheostat can be combined in every conceivable configuration.

- ∴ **Modular, compact design** functions as the base for Tabletop or Wall Mounted use and as charging base for the mPack mobile charging system.
- ∴ **Upgradeable.** mPack Charging base by simple removal of the control module.
- ∴ **Soft Start Technology.** A gradual introduction of current reduces bulb “shock” and extends bulb life.
- ∴ **100 – 240V Compatible Transformer** incl. 4 plugs for world wide compatibility.
- ∴ **Registered Design.**

EN 50 Charger	6V
EN 50 Transformer table/wall unit with Rheostat Control Module (incl. 90° Angled Adaptor, Extension Cord Cinch-Cinch 2 m, Instrument support) [01]	<b>X-095.17.301</b>
Rheostat Control Module for EN 50 [02]	<b>X-095.17.305</b>
EN 50 Base unit (without Rheostat Control Module) [03]	<b>X-095.17.300</b>
Plug-in 90° Angled Adaptor (for EN 50/mPack without instrument support) [04]	<b>C-000.33.509</b>
Instrument support for Headband	<b>C-000.33.511</b>

### HEINE mPack mini

#### Power source for LoupeLight2/MicroLight2 and SIGMA 250



[01]

- ∴ **Freedom from cables** that tie the user to desk, wall or static power supplies.
- ∴ **Operating time LoupeLight2/MicroLight2:** Typ. 9 hours in everyday practical use. In continuous operation at full power typ. 4 hours.
- ∴ **Operating time SIGMA 250:** Typ. 11 hours in continuous operation at maximum power.
- ∴ **Charging time typ. 4 hours.**
- ∴ **Charge status indicator.** Display of remaining battery power with three LEDs. The flashing of the last LED indicates that immediate charging is required. During charging the LEDs light up one after the other.
- ∴ **Stepless light intensity control.** Optimum brightness setting between 100% and 3% reduces reflexes.
- ∴ **USB cord** with E4-USB Medical approved plug-in power supply.
- ∴ **The integrated galvanic separation module** protects the battery and the user against the consequences of defective power supplies, thus preventing the possibility of the full mains voltage flowing directly to the housing. We recommend the use of a medical approved plug-in power supply.
- ∴ **Simple cleaning.** Closed housing, no seams at the sides, few edges.
- ∴ **Compact and lightweight.** With a weight of just 95 g and dimensions of 44 x 23 x 101 mm the power source can be easily stowed.
- ∴ **Optimised mPack mini belt clip** for simple attachment of the power source to the belt or waistband. The mPack mini can also be charged in the belt clip [01].
- ∴ **Li-ion technology.** No „memory effect“, without worrying about charge level or battery condition.
- ∴ **Integrated rechargeable battery.** Can be exchanged at authorised specialist dealers.

mPack mini	6V
mPack mini with Li-ion rechargeable battery and E4-USB plug-in transformer	X-007.99.650
mPack mini with Li-ion rechargeable battery, without E4-USB plug-in transformer	X-007.99.649
mPack mini Belt Clip [02]	X-000.99.006
USB cord [03] with E4-USB plug-in transformer [04]	X-000.99.303
E4-USB Medical approved plug-in power supply for USB cord [04]	X-000.99.305



[02]



[03]



[04]